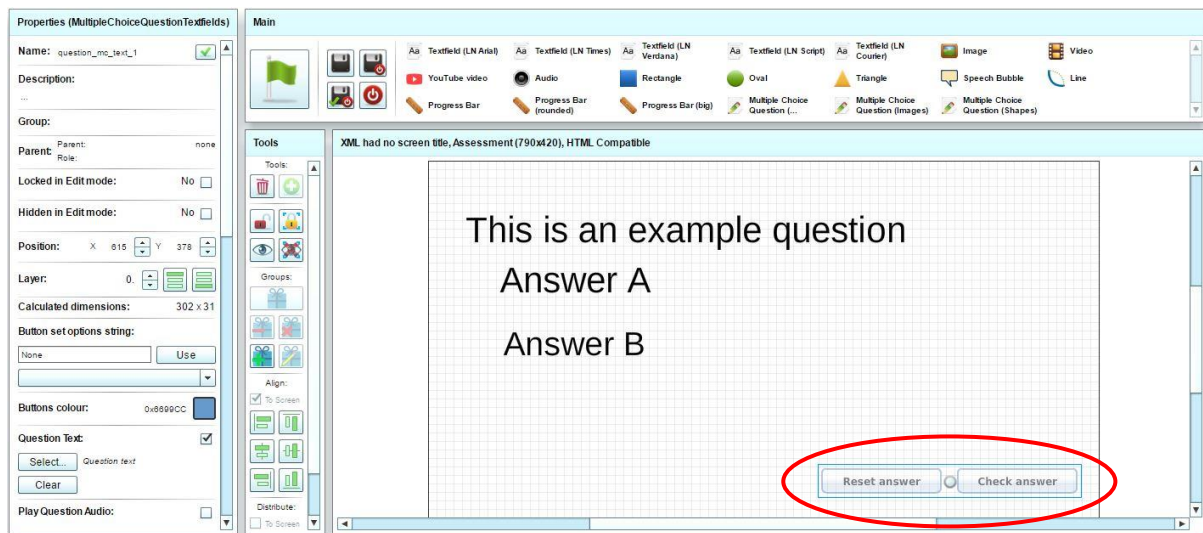


Question Audio Feedback

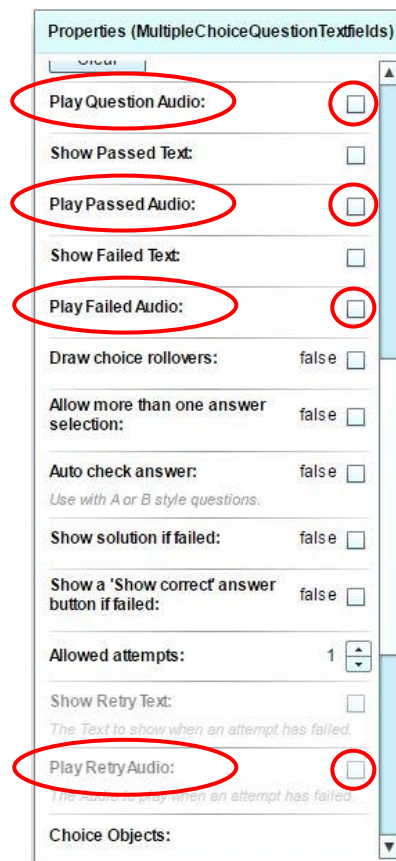
Selecting the button object give access to question properties.



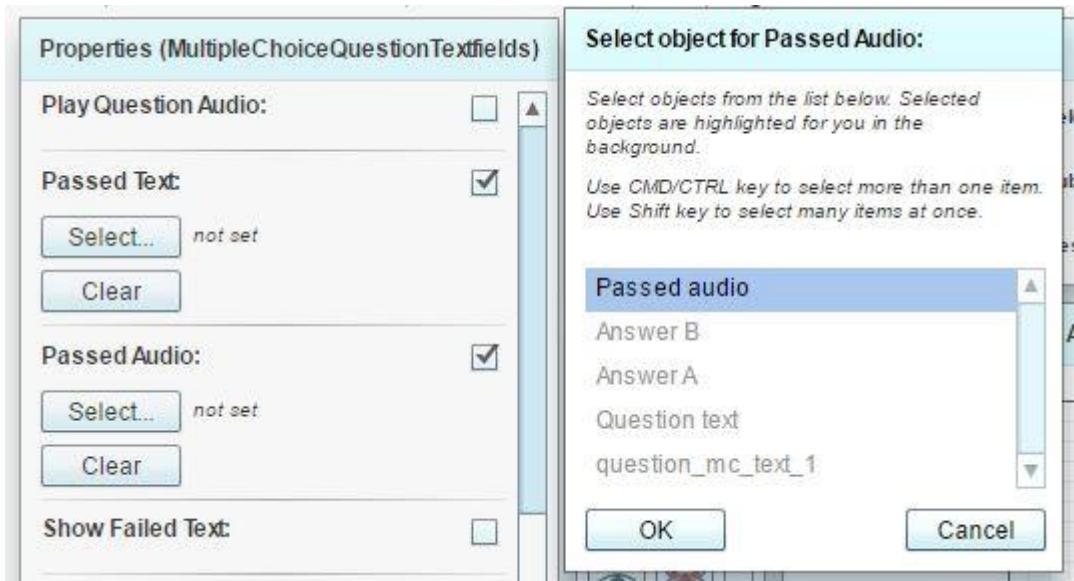
Scroll down the **Properties** toolbar to view the various options to add feedback audio to a question. There are options for:

- **Question Audio** – plays when the screen loads.
- **Passed Audio** – plays when the correct answer is submitted.
- **Failed Audio** – plays when an incorrect answer is submitted.
- **Retry Audio** – plays audio when 'Show Correct' answer button is select (if enabled).

Place a tick in the box next to the feedback you wish to add.



After ticking to include a set of feedback a Select button is revealed. Click **Select** to reveal the **Select object for Passed Audio** menu.



Select the desired audio object and click **OK**.

NOTE: Unlike previous versions, audio for question feedback is not uploaded in this process, but uploaded and added just like any other audio object before linking to the feedback, as above. Please see the **Adding Audio quick guide** if you are unsure of how to achieve this.