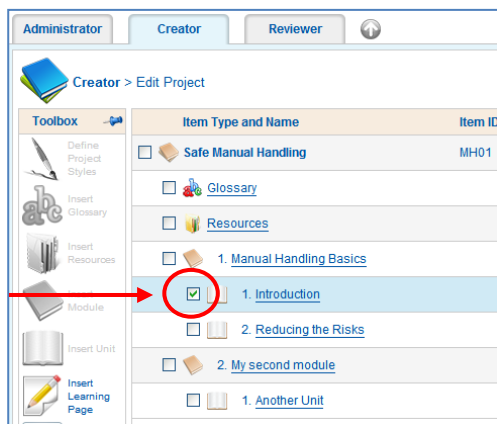


Adding Learning Pages

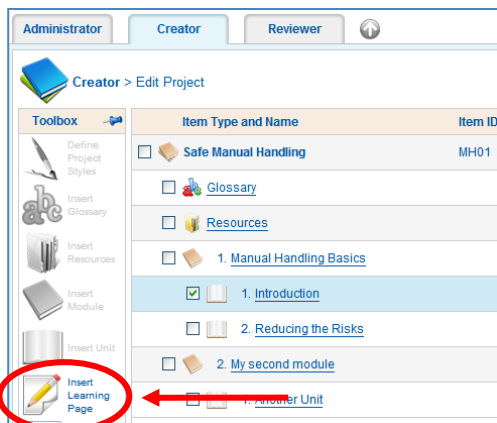
Once you have created your projects structure with modules and units, you are ready to add the elements which will hold the learning contents. These are the learning pages.

To add a learning page to a unit within your project:

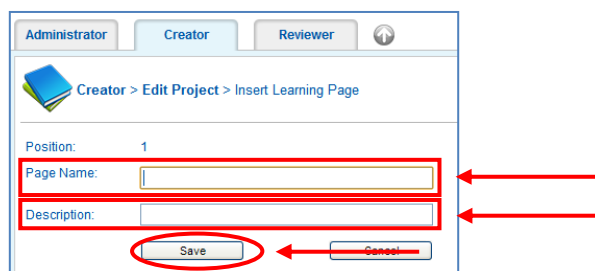
- 1) Place a tick in the Unit selection box in the course structure:



- 2) Click on the **Insert Learning Page** button in your **Toolbox**:



- 3) You will see the **Insert Learning Page** screen.
 In the **Page name** box, type the title for the new learning page.
 In the **Description** box, add details about the contents of the page. Remember that although these details will not be visible to your end users, they will be used when searching the course, so it is good practice to add these details.
 When all the details have been added, click on the **Save** button to complete the process.



The new learning page will be added at the bottom of the unit you selected:

The screenshot shows the 'Creator > Edit Project' interface. On the left is a 'Toolbox' with icons for 'Define Project Styles', 'Insert Glossary', 'Insert Resources', 'Insert Module', 'Insert Unit', 'Insert Learning Page', and 'Insert Question'. The main area contains a table with columns 'Item Type and Name', 'Item ID', and 'Description'. The table lists several items, with '1. Overview of Manual Handling' circled in red. A red arrow points from the 'Insert Learning Page' icon in the toolbox to this circled item.

Item Type and Name	Item ID	Description
<input type="checkbox"/> Safe Manual Handling	MH01	some course description
<input type="checkbox"/> Glossary		Project Glossary
<input type="checkbox"/> Resources		Project Resources
<input type="checkbox"/> 1. Manual Handling Basics		This module covers the basic concepts of Manual Handling
<input checked="" type="checkbox"/> 1. Introduction		Covering the basic concepts of manual handling
<input type="checkbox"/> 1. Overview of Manual Handling		Definition of manual handling
<input type="checkbox"/> 2. Reducing the Risks		Some content about reducing the risks of manual handling.
<input type="checkbox"/> 2. My second module		This module contains more information about Manual Handling.
<input type="checkbox"/> 1. Another Unit		Contains more safety details