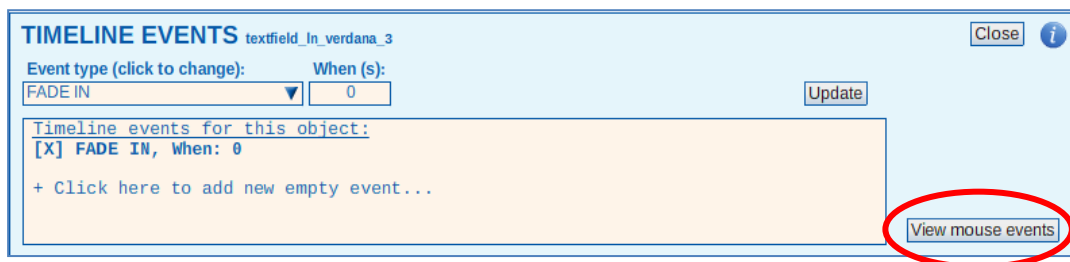


To remove a mouse interaction that has been added to one of the objects on your learning page:

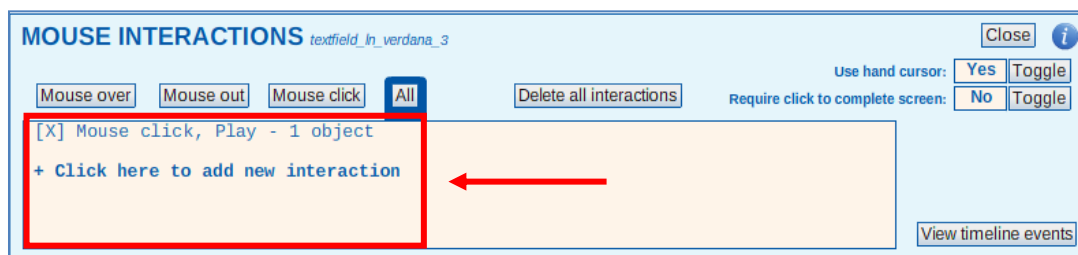
- 1) Click on the trigger object to display its toolbar.
- 2) On the trigger object toolbar, click on the **Timeline Events** button:



- 3) On the Properties Panel, click on the **View Mouse Events** button:

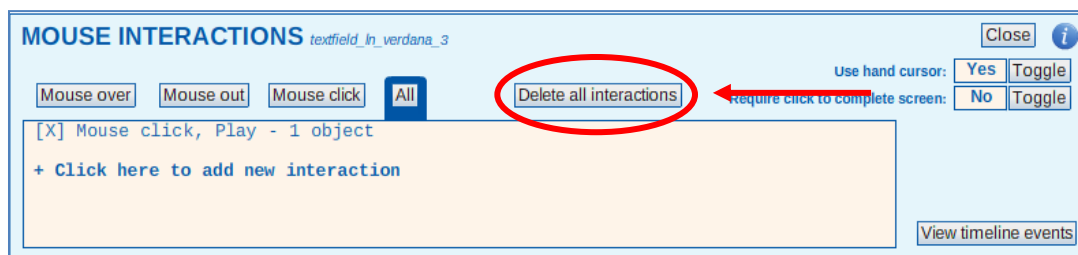


The Properties Panel will display all the Mouse Interactions set for the selected trigger object:



Click on the [x] next to the mouse interaction you want to remove.

If a trigger object has several mouse interactions set, and you need to remove them all, click on the **Delete all interactions**



You will see a confirmation dialogue box. Select **Confirm** to remove all interactions from the selected trigger object.