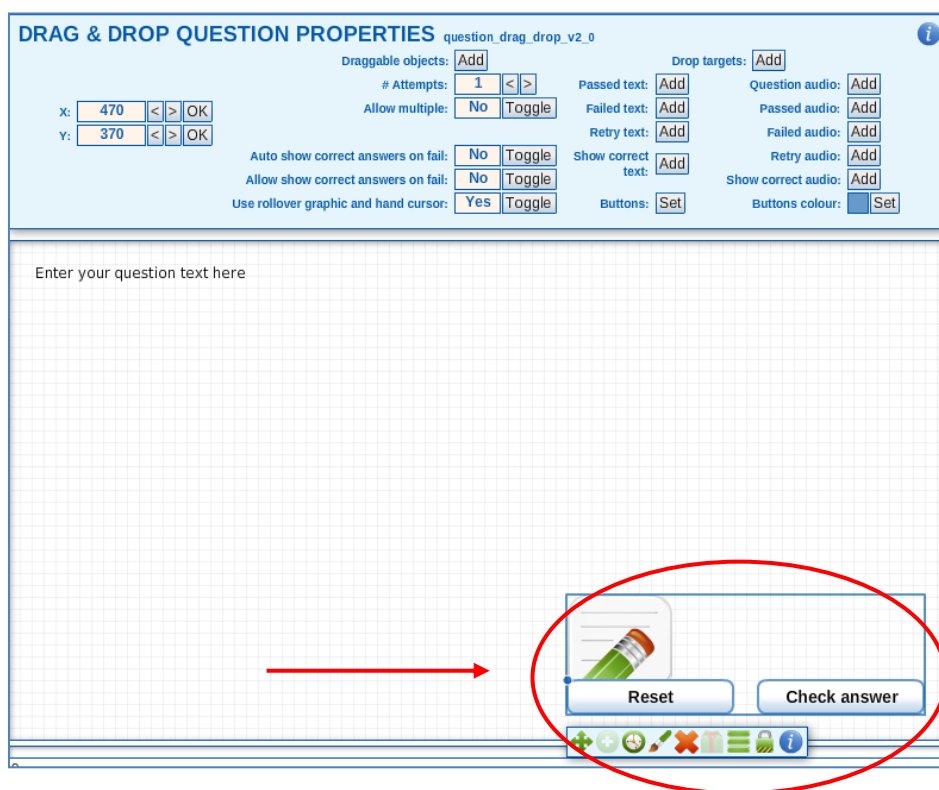


Drop targets are the place (or places) where the correct answer(s) need to be dragged to in order for the question to be answered.

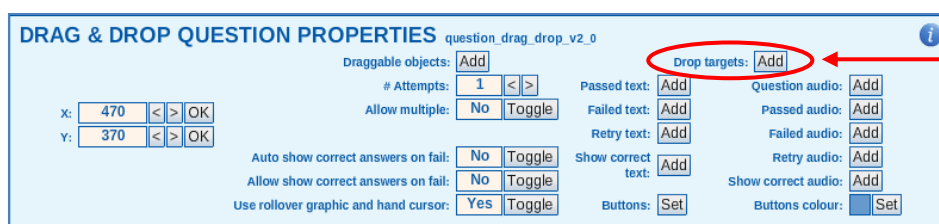
When you add a drag-and-drop type question to your screen, the only items that will appear are the question object at the bottom-right and the textfield for the question. This means that, amongst other things, you will have to add all the possible drop targets to the question manually.

To add drop targets to your question:

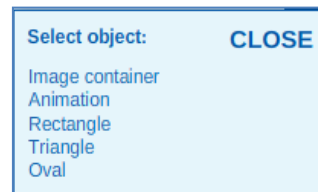
- 1) Select the question object so that its properties are displayed in the Properties Panel:



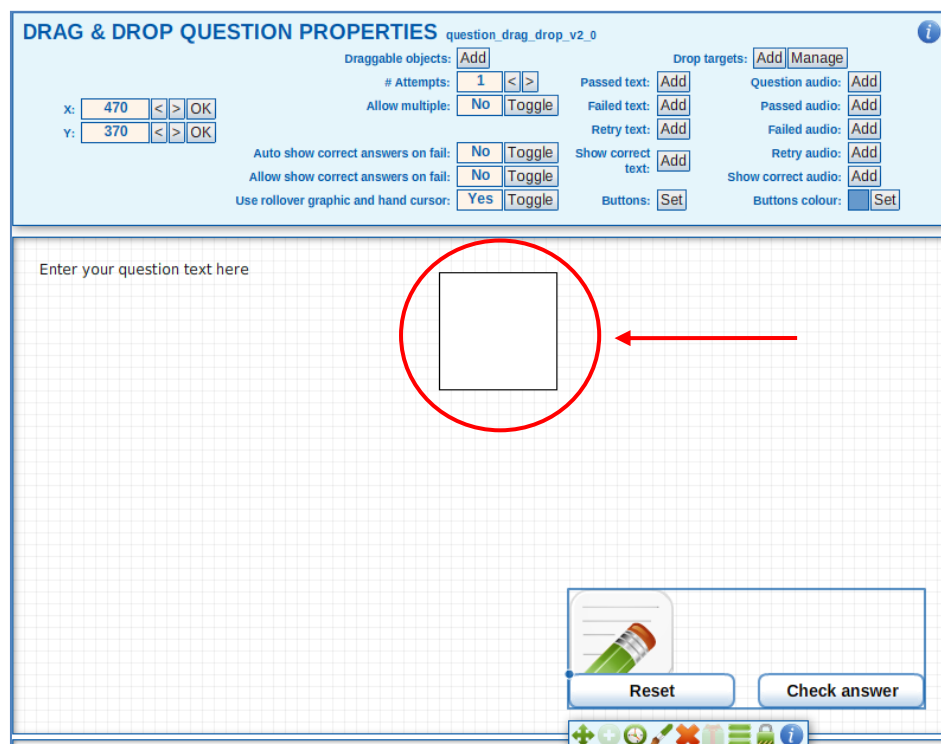
- 2) In the Properties Panel, click on the **Add** button available next to the **Drop targets** option:



- 3) You will see an additional menu where you can select which type of object you want the drop target to be:



You can choose from images, animations, or one of the shapes available. Click on the type of object you want to use as your drop target and it will be added to your screen:



In the example above we added rectangle shape which can then be formatted to change it's shape, size, position, or colours.